


424 Post-mix Valve

Proven Design Delivers
Consistent Drink Quality



Flomatic



- **Push Button**

Enlarged (over 400%) activation area.
Durable, feather touch activation.
Microswitch location ensures reliability.

- **Portion Control**

Four timed, programmable cup sizes.
Programmable top-off feature.
Rugged, wear-resistant switch.

- **Automatic Fill Lever**

Precise shut-off and top-off activation.
Requires no adjustment at installation.
Circuitry protected in switch housing.

- **Sanitary Push Lever**

NSF-listed lever design meets sanitation requirements.
Eliminates contact with lip of cup for added sanitation.
Flexible lever for maximum durability.

The field tested strengths of Flomatic's 424 valve make it the best choice for reliable, long-life performance and ease of maintenance.

- Ceramic flow controls maintain consistent ratio control, eliminating frequent adjustments.
- Quiet solenoid operation with DC conversion.

- Convertible switch for easy field conversion from lever to push button.
- Soft pour diffusion system reduces foam.
- Modular design ensures ready availability of parts.
- Operates over complete flow range from 1½ to 3 oz./sec.



ISO 9001:2000
Quality System Certified

Manitowoc
Foodservice Group

424 Post-mix Valve

Specifications

	Sanitary Push Lever	Push Button	Portion Control	Automatic Fill Lever
Model Number	424-CF-E35-1521	424-CF-S35-1525	424-CF-P35-1500	424-CF-A35-1521
Dimensions	2½"W x 4½"D x 9"H 63.5 x 114.3 x 228.6 (mm)	2½"W x 4½"D x 4¾"H 63.5 x 114.3 x 120.7 (mm)	2½"W x 5"D x 5½"H 63.5 x 127 x 130.2 (mm)	2½"W x 4½"D x 10½"H 63.5 x 114.3 x 260.4 (mm)
Mounting Blocks	380-Q 372-Q	380-Q 372-Q	380-Q 372-Q	380-Q 372-Q
Shipping	32 valves per box. Mounting blocks packed separately.	32 valves per box. Mounting blocks packed separately.	32 valves per box. Mounting blocks packed separately.	32 valves per box. Mounting blocks packed separately.
Options	Add-a-Lever; field conversion options available for push button, portion control and automatic fill lever; manual option available.	Add-a-Lever; field conversion options available for sanitary push lever, portion control and automatic fill lever.	Add-a-Lever; field conversion options available for sanitary push lever, push button, automatic fill lever.	Add-a-Lever; field conversion options available for sanitary push lever, push button and portion control.

- **Easy Field Conversion**

Change from lever-actuated to push button operation with just the flip of a switch.



- **New 24-volt Solenoid**

Delivers consistent power for smooth valve performance. Increases opening capability during low voltage conditions.

- **"Soft Pour" Diffusion System**

Minimum foam height eliminates need for top-off. Secure, durable twist-off nozzle. One-piece insertable diffuser is easy to clean.

- **Universal Electrical Connection**

Built-in Amp Mate-N-Lock connector improves wire access, streamlines installation and maintenance.



- **Durable Mounting Block**


Solid mounting platform ensures superior integration of valve to beverage dispensing system. Unique three-point locking pin provides secure fit.

Easy grip shut-off knobs operate independently for easier troubleshooting.



- **Wire Keeper**

Organizes and protects wiring harness.




- **Elimination of Leaks**

Four-point seal and larger ribs on grommet provide a more secure seal than O-rings.

- **Stable, Consistent Ratio Control**

Tamper-resistant ratio adjustment minimizes unwanted adjustment.



2721 ©2004 Flomatic 1/04 Continuing product improvement may necessitate change of specifications without notice.



MANITOWOC BEVERAGE EQUIPMENT, INC.
2100 Future Drive
Sellersburg, IN 47172, USA
Ph: 812-246-7000 • Fax: 812-246-7024
Visit us online at www.manitowocbeverage.com

